


"Jesus Walks on the Water"



eBibleTeacher.com


FREE for use by families & non-profit purposes.

For iPad, tablet, laptop and
printed posterboard flipbook
use. Show and tell the story!













Jesus needed some time alone, so He told His Apostles to get in a boat and go ahead of Him to Bethsaida. Then Jesus sent the crowd that was with Him away and went up to a mountain by himself.



Now the boat with the apostles in it was out in the middle of the lake and Jesus saw that the apostles were really having a hard time rowing the boat because the wind was against them. On toward morning while it was still dark, Jesus went walking across the water toward the apostles. He intended to walk on past them but they saw Him and thought He was a ghost. They cried out in fear. Jesus called to the men, "Don't be afraid. It's just me."



When Peter realized it was Jesus and saw what He was doing, he thought, "I'd like to do that too." So he called Jesus, "Lord if it's really you, let me come to you on the water." Jesus said, "Come" Then Peter got out of the boat and walked on the water toward Jesus. Everything was going fine as long as Peter kept his eyes on Jesus. But when he began to notice the wind, he became afraid.



Peter began to sink. "Help, I'm drowning," he screamed. Jesus reached out to him and took his hand and said, "Peter, why do you have such little faith? Why do you doubt?" (Application may be made here that as long as we keep our eyes on Jesus and His power, we can walk over our own problems. But when we begin to focus our attention on our problems and our own power to solve them, we begin sinking in our problems.)




And Jesus and Peter got back into the boat and the apostles fell down and worshipped Jesus. "Truly, you are the Son of God," they said.

Notes:

Notes:

Notes:

Lessons of Love



The Story Behind Lessons of Love

Welcome to the Lessons of Love children's series as provided with love by the church of Christ in Carbondale, Illinois. These lessons and illustrations were created using paper flip charts and colored markers. You can print these out and use as regular flip charts. You can also simply present them from your computer, iPad or tablet.

These lessons are copyrighted but are provided free for your use. You may use them as long as you don't charge money for them. If you wish to use them in a commercial project then email Terry Taylor at ttaylor@ebibleteacher.com for permission.

Contributed in Love by

Brent and Di Kington, Becky Gross, Jane Evers, Earline Elkins, Kathy Whitaker, Glenda Knight, Connie Beisterfield, Lois Harker, Delta McArthy and more!

PowerPoint Creation: Alex, Brad & Terry Taylor, James & Stacy Stapleton.

Visit
eBibleTeacher.com
For more lessons!