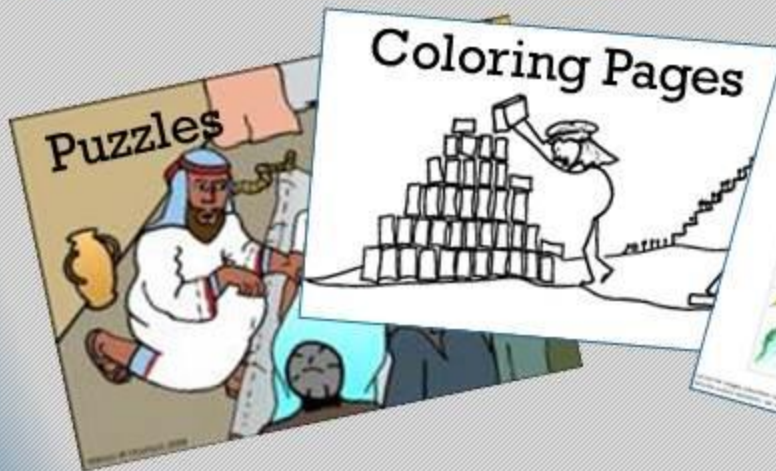


# “Parable of the Mustard Seed”




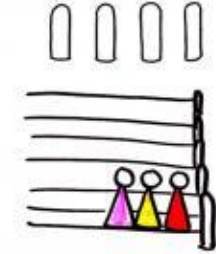
# Graphic Activities Workbook

Graphics provided courtesy of  
Carbondale Church of Christ  
And Brian Chalmers



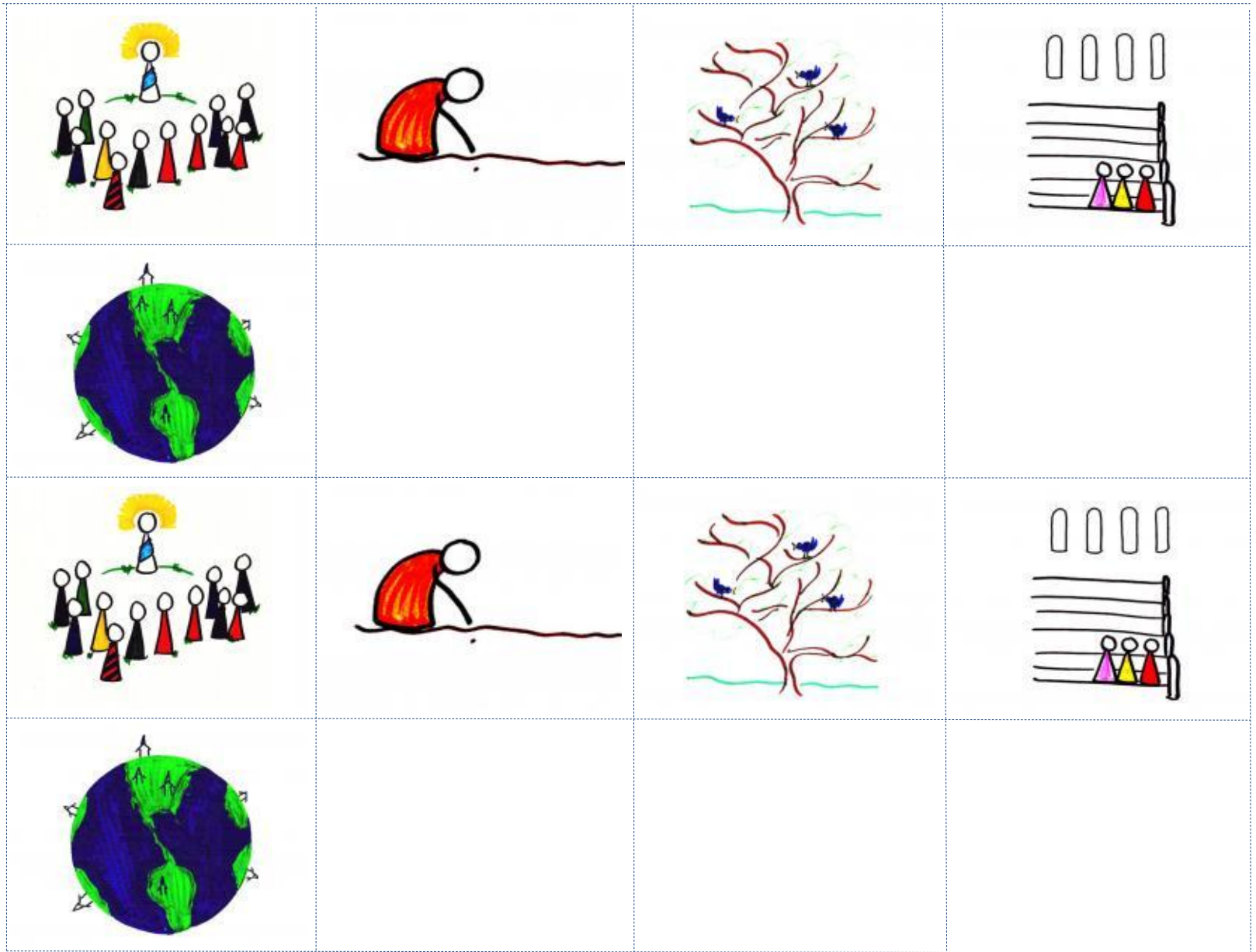
Free for family and non-profit use

# Tell The Story!



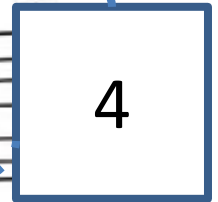



Cut out and give your students the mini images and have them put the images in order and retell the story to the class. For best results, print on card stock.

# Matching Game

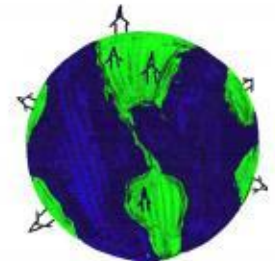
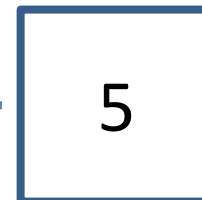



Cut out the images, place them randomly upside down. Have the students turn two images over at a time, if they match then they get to keep them. When a student gets a match, ask them to explain what part of the story the picture represents. See which student has the most matches at the end. For best results, print on card stock.

# Game Board



**Finish**



Give each student a board piece. A student can advance around the board to the next square each time a they answer a question correctly..

# Puzzle




Cut the image along the dotted lines and give to your students to put the picture back together. To reinforce learning, have your students tell you what part of the story the picture represents. For best results, print on card stock. [eBibleTeacher.com](http://eBibleTeacher.com)

# Puzzle



Cut the image along the dotted lines and give to your students to put the picture back together. To reinforce learning, have your students tell you what part of the story the picture represents. For best results, print on card stock.

# Puzzle 2



Cut the image along the dotted lines and give to your students to put the picture back together. To reinforce learning, have your students tell you what part of the story the picture represents. For best results, print on card stock. [eBibleTeacher.com](http://eBibleTeacher.com)


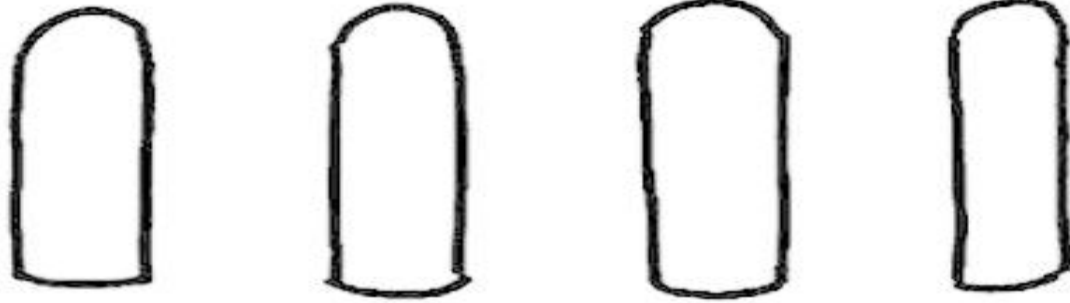
# Coloring Art Page



Fill up the tree with leaves and add your own birds!



# Coloring Art Page



Fill up the pews of the church with people!